



Alliance

(<https://www.aquaculturealliance.org>)




Responsibility

# Coagulation and flocculation aids remove suspended solids, phosphorus from RAS effluents

Monday, 1 December 2003

By J.M. Ebeling, Ph.D. , Sarah R. Ogden and Kata Rishel

## Conservation Fund's Freshwater Institute evaluates alum and ferric chloride



Jar tests have long been used to optimize the addition of coagulants and flocculants during water treatment. This test apparatus has six paddle stirrers.



Slow stirring during testing facilitates the development of flocs such as these, formed by the addition of ferric chloride to filter backwash water from a recirculating production system.

Phosphorus is one of the most scrutinized nutrients discharged by aquaculture systems, due to its potential eutriching impact on receiving bodies of water. Phosphorus is often the limiting nutrient in natural ecosystems, and excessive algae blooms can occur if discharges exceed the ecosystems' absorption capacities.

The potential impacts of phosphorus on the environment and discharge limitations imposed by regulatory agencies have stimulated research on ways to reduce phosphorus in discharges from recirculating aquaculture systems. Because they provide a concentrated waste stream, recirculating systems provide opportunities for more efficient and economical phosphorus control. In contrast, for systems such as raceways, equivalent treatment of the dilute effluent flow stream would be difficult from both from engineering and economic standpoints.

## Institute studies

Over the last decade, the Conservation Fund's Freshwater Institute in Shepherdstown, West Virginia, USA, has demonstrated ways to reduce the wastes generated during aquaculture production, including improved feed and feeding strategies, and technologies to minimize water use and concentrate waste streams. A recent project evaluated alum and ferric chloride, two commonly used coagulation/flocculation aids used to treat the effluent from microscreen filters in intensive recirculating aquaculture systems.

In addition to determining the effectiveness of the aids in removing both suspended solids and phosphorus, systematic testing of the variables normally encountered in the coagulation/flocculation process was conducted. Tests evaluated the dosages and conditions required to achieve optimum waste capture.

## Coagulation/flocculation aids

Electric charges on small particles in water cause the particles to naturally repel each other and keep them in suspension. One of the most commonly used methods for the removal of suspended solids from drinking water is the addition of coagulant and flocculation aids such as alum, ferric chloride, and long-chain polymers.

The coagulation process neutralizes or reduces the negative charge on particles. This allows the van der Waals forces of attraction between molecules to encourage the initial aggregation of colloidal and fine suspended materials to form microflocs. Flocculation is the process of bringing together the microfloc particles to form larger agglomerations by physically mixing the flocculants or through the binding action of flocculants such as long-chain polymers.

Through this process, it is possible to treat incoming or effluent aquaculture water to very high "drinking water" quality, thus allowing the placing of recirculating aquaculture systems on either impaired water supply resources or exceptionally high-quality receiving water.

## Optimizing use

Since coagulant interactions are very complex, laboratory studies are used to determine the optimal dosage, duration, and intensity of mixing and flocculation. For over 50 years, the jar test has been the standard technique used to optimize the addition of coagulants and flocculants in the wastewater and drinking-water treatment industries.

During this study, samples for jar tests were taken directly from the effluent backwash water of several rotating microscreen filters used for suspended solids removal in two commercial-size recirculating production systems growing arctic charr.

## Three steps

The coagulation/flocculation process consisted of three distinct steps. First, the coagulant was added to the effluent water and rapid, high intensity mixing was initiated. The objective was to obtain complete mixing of the coagulant with the wastewater to maximize the destabilization of colloidal particles and initiate coagulation. The critical parameters for this step were duration and paddle speed, or mixing intensity, referred to as the velocity gradient.

Second, the suspension was slowly stirred to increase contact between coagulating particles and facilitate the development of large flocs. Again, the flocculation duration and intensity were critical parameters. Too high an intensity could break up the aggregate flocs, and too low could allow them to settle out too soon.

Third, mixing was terminated and the floc was allowed to settle.

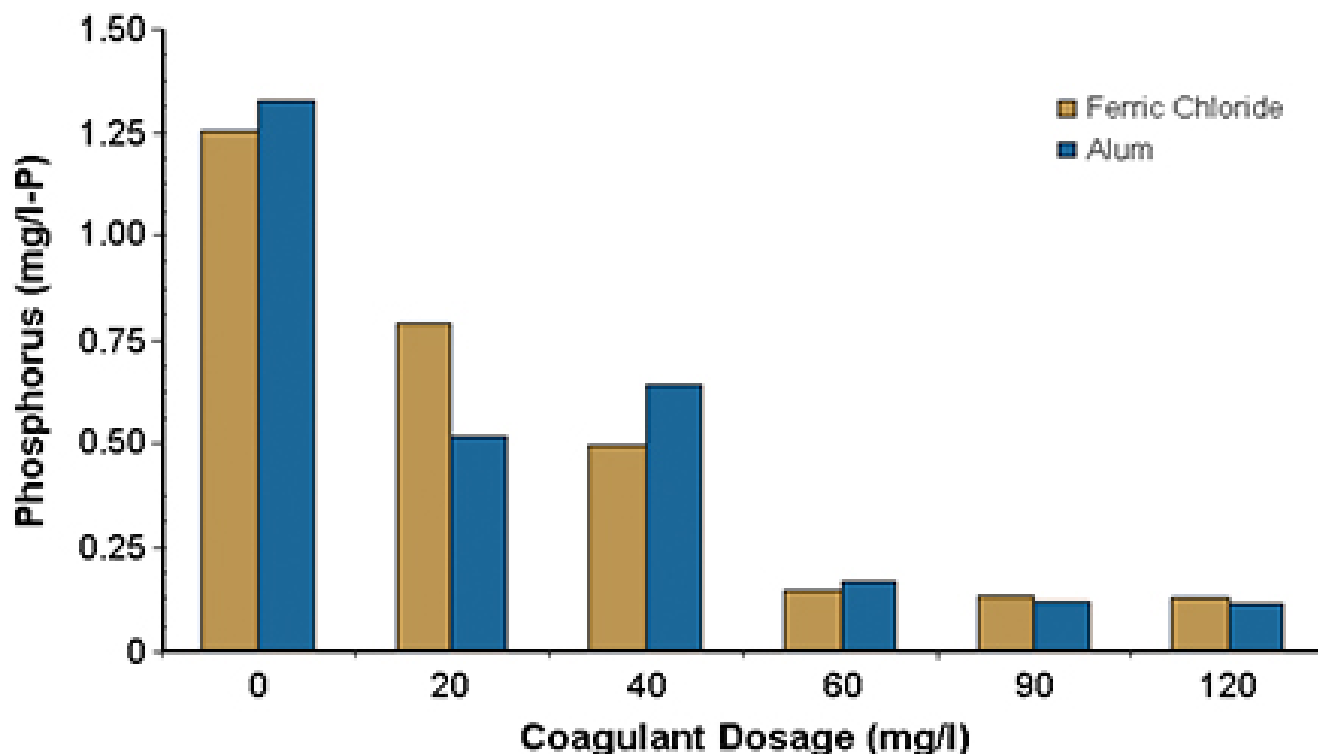


Fig. 1: Reduction in orthophosphate in backwash water from a microscreen filter due to the addition of several concentrations of ferric chloride and alum.

## Test setup

A standard jar test apparatus with six square 2-liter plexiglass jars was employed for the tests. The six flat stirring paddles were all driven by a single variable-speed motor from 0 to 300 rpm.

For all the jar tests, pH, turbidity, and soluble reactive phosphorus (SRP, or orthophosphate) were measured. For comparing the effects of operating parameters such as mixing and flocculation speed, turbidity was used as an indicator of suspended solids, with orthophosphate used for phosphorus content.

## Results

Fig. 1 shows a comparison of the effectiveness of alum and ferric chloride in removing orthophosphate. Fig. 2 shows turbidity from the microscreen backwash water.

At concentrations above 60 milligrams per liter, orthophosphate concentrations were reduced to about 0.15 milligrams per liter-phosphorus for both alum and ferric chloride. At 60 milligrams per liter, the turbidity approached its lowest value. Mixing intensity had only a minor impact on removal efficiency, as did flocculation time and intensity. Settling time requirements were less than 10 minutes to achieve maximum removal of both orthophosphorus and suspended solids.

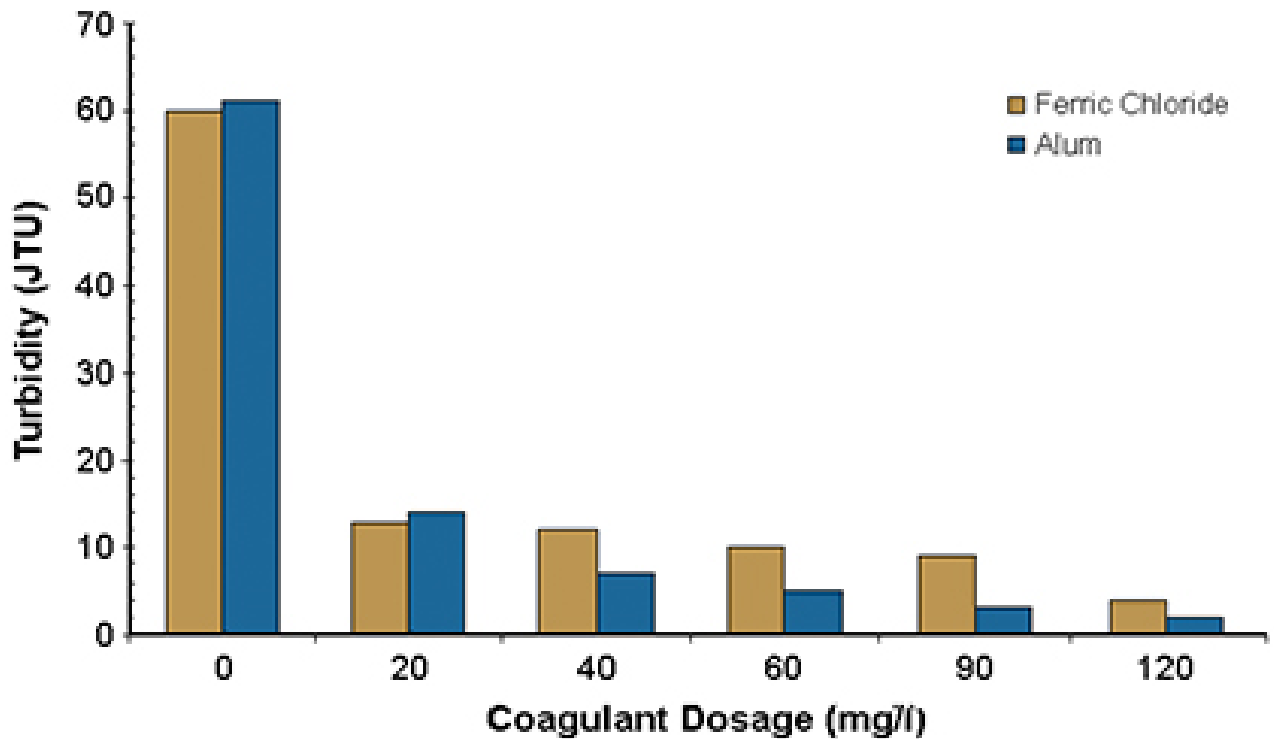


Fig. 2: Reduction in turbidity (suspended solids) in backwash water from a microscreen filter due to the addition of several concentrations of ferric chloride and alum.

## Conclusion

Testing results indicated that both alum and ferric chloride were effective in the removal of soluble orthophosphates and suspended solids from water. Further work at the Freshwater Institute is assessing several commercially available polymer flocculation aids and examining how best to utilize coagulant/flocculation aids as pretreatment before traditional solids settling basins or in more comprehensive solids management systems.

*(Editor's Note: This article was originally published in the December 2003 print edition of the Global Aquaculture Advocate.)*

## Authors

---



J.M. EBELING, PH.D.

The Conservation Fund's Freshwater Institute  
1098 Turner Road  
Shepherdstown, West Virginia 25443 USA

[j.ebeling@freshwaterinstitute.org](mailto:j.ebeling@freshwaterinstitute.org) (<mailto:j.ebeling@freshwaterinstitute.org>).



**SARAH R. OGDEN**

The Conservation Fund's Freshwater Institute  
1098 Turner Road  
Shepherdstown, West Virginia 25443 USA



**KATA RISHEL**

The Conservation Fund's Freshwater Institute  
1098 Turner Road  
Shepherdstown, West Virginia 25443 USA

Copyright © 2016–2020 Global Aquaculture Alliance

All rights reserved.